

KAREN A. COFFMAN JACKSON COUNTY TREASURER

**OCTOBER
2016**



PORTFOLIO SIZE

Current Portfolio

| | |
|------------------------------|------------------------|
| Certificate of Deposits (CD) | 5,000,000.00 |
| Money Market Accounts | 23,366,924.13 |
| Treasuries & Agencies | 26,371,946.50 |
| | \$54,738,870.63 |

CURRENT HAPPENINGS

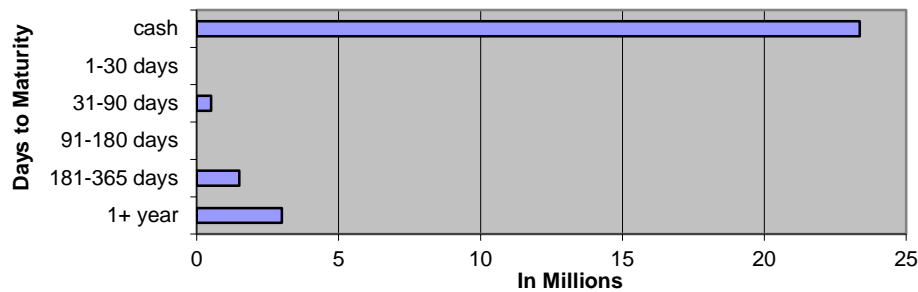
2016 Revenue Year to Date*

| | |
|----------------------|------------|
| All Delinquent Taxes | 19,721,364 |
| Dog Licenses | 45,068 |
| Passports | 9,250 |

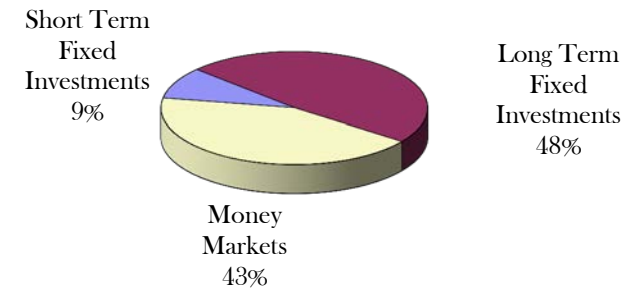
*General Ledger Information/Cash basis

DIVERSIFICATION

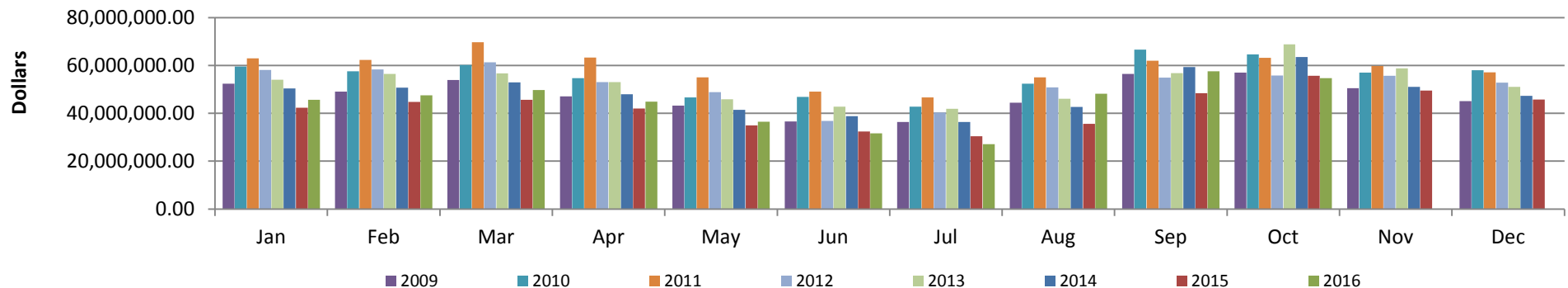
Diversification by Maturity Date



Diversification by Investment Type



Historical Comparison by Month



OCTOBER 2016 General Account Investments

| CUSIP | Issuer | Par Value | Current Rate | Maturity Date |
|-----------------------------------|---------------------------------------|-------------------------|--------------|---------------|
| Certificates of Deposit | | | | |
| 117318122 | Flagstar Bank | \$ 500,000.00 | 0.550% | 12/27/2016 |
| 117318130 | Flagstar Bank | \$ 250,000.00 | 0.900% | 8/29/2017 |
| 9497482H9 | Wells Fargo | \$ 500,000.00 | 1.000% | 9/25/2017 |
| 894333EX7 | Traverse City State Bank | \$ 250,000.00 | 1.300% | 10/24/2017 |
| 872278QS8 | TCF | \$ 500,000.00 | 1.050% | 11/20/2017 |
| 48124JSZ2 | JP Morgan Chase | \$ 250,000.00 | 1.125% | 2/20/2018 |
| 24000824 | Ann Arbor State Bank | \$ 500,000.00 | 1.500% | 3/3/2018 |
| 464209CB9 | Isabella Bank | \$ 250,000.00 | 1.200% | 6/18/2018 |
| 38644AAU3 | Grand River Bank | \$ 250,000.00 | 1.000% | 7/6/2018 |
| 24000316 | Ann Arbor State Bank | \$ 250,000.00 | 1.150% | 9/16/2018 |
| 48124JWV6 | JP Morgan Chase | \$ 250,000.00 | 1.250% | 9/28/2018 |
| 9497483N5 | Wells Fargo | \$ 250,000.00 | 1.200% | 2/26/2019 |
| 33646CFM1 | 1st Source Bank | \$ 250,000.00 | 1.700% | 8/28/2019 |
| 060704BA0 | Bank Birmingham | \$ 250,000.00 | 1.500% | 2/13/2020 |
| 32110YER2 | First National Bank of America | \$ 250,000.00 | 1.500% | 3/16/2020 |
| 201282GJ3 | Alma Bank | \$ 250,000.00 | 1.500% | 4/13/2020 |
| | Subtotal | \$ 5,000,000.00 | | |
| Cash/Money Markets | | | | |
| | Comerica Bank | \$ 16,061,803.18 | | |
| | Michigan CLASS | \$ 1,514,634.04 | | |
| | Huntington Bank | \$ 1,273,435.05 | | |
| | County National Bank | \$ 501,741.70 | | |
| | Talmer Bank & Trust | \$ 3,008,764.24 | | |
| | The PrivateBank | \$ 1,006,545.92 | | |
| | Subtotal | \$ 23,366,924.13 | | |
| Treasuries / U.S. Agencies | | | | |
| 59447PCN9 | Michigan Finance Authority Muni Bond | \$ 795,405.00 | 1.900% | 9/1/2018 |
| 594698PB2 | Michigan Strategic Fund | \$ 1,572,981.50 | 1.641% | 4/15/2019 |
| 3137EADM8 | Federal Home Loan Mortgage Corp | \$ 502,560.00 | 1.250% | 10/2/2019 |
| 3130A9PB1 | Federal Home Loan Bank | \$ 1,999,000.00 | 1.200% | 10/25/2019 |
| 3133EFKY2 | Federal Farm Credit Bank | \$ 2,000,000.00 | 1.360% | 10/28/2019 |
| 150609HD0 | Cedar Springs Mich Public School Muni | \$ 502,000.00 | 1.785% | 5/1/2020 |
| 3133EGVK8 | Federal Farm Credit Bank | \$ 2,000,000.00 | 1.350% | 9/21/2020 |
| 3133EGLG8 | Federal Farm Credit Bank | \$ 2,000,000.00 | 1.370% | 10/13/2020 |
| 3133EGLU7 | Federal Farm Credit Bank | \$ 2,000,000.00 | 1.480% | 7/14/2021 |
| 3134GAEE0 | Federal Home Loan Bank | \$ 2,000,000.00 | 1.500% | 3/30/2021 |
| 3133EGMT9 | Federal Farm Credit Bank | \$ 2,000,000.00 | 1.690% | 7/19/2022 |
| 3130A6S57 | Federal Home Loan Bank | \$ 2,000,000.00 | 2.375% | 11/23/2022 |
| 3134G92T3 | Federal Home Loan Mortgage Corp | \$ 1,000,000.00 | 1.500% | 8/8/2023 |
| 3133EGTV7 | Federal Farm Credit Bank | \$ 3,000,000.00 | 1.820% | 9/12/2023 |
| 3133EGUU7 | Federal Farm Credit Bank | \$ 3,000,000.00 | 1.850% | 9/20/2023 |
| | Subtotal | \$ 26,371,946.50 | | |
| | Total | \$ 54,738,870.63 | | |

OCTOBER 2016 Monthly Pooled Interest

| Account Name | Org. Key | Object Code | No. Days | Beginning Balance | Ending Balance | Average Balance | Average Interest | Monthly Interest | GL Entry CR |
|------------------------------|---------------|---------------|----------|----------------------|----------------------|------------------|------------------|------------------|----------------------|
| Public Improvement | 245000 | 000020 | 31 | 2,070,266.92 | 1,921,318.22 | 1,995,792.57 | 0.493% | \$835.66 | 245100-664000 |
| Jail Millage | 280000 | 000020 | 31 | -76,989.46 | -75,363.04 | -76,176.25 | 0.493% | | 280100-664000 |
| DOA Millage | 281000 | 000020 | 31 | 780,440.78 | 781,555.65 | 780,998.22 | 0.493% | \$327.01 | 281100-664000 |
| Medical Care MOE | 297100 | 000020 | 31 | 2,825,748.86 | 2,586,270.55 | 2,706,009.71 | 0.493% | \$1,133.04 | 297100-664000 |
| Delinquent Real | 616000 | 000020 | 31 | 5,233,504.58 | 5,570,120.23 | 5,401,812.41 | 0.493% | \$2,261.81 | 616100-664000 |
| Delinquent Personal | 618000 | 000020 | 31 | 184,673.76 | 172,267.68 | 178,470.72 | 0.493% | \$74.73 | 618100-664000 |
| Worker's Comp | 677000 | 000020 | 31 | 283,415.64 | 288,697.67 | 286,056.66 | 0.493% | \$119.78 | 677100-664000 |
| Self Insurance Health | 688000 | 000020 | 31 | 503,290.28 | 678,973.97 | 591,132.13 | 0.493% | \$247.51 | 688100-664000 |
| Escheats | 702000 | 000020 | 31 | 114,408.02 | 119,756.85 | 117,082.44 | 0.493% | \$49.02 | 702000-268010 |
| | | | | 11,918,759.38 | 12,043,597.78 | | | 5,048.56 | |
| ROD Automation Fund | 256000 | 000020 | 31 | 453,814.83 | 433,008.73 | 443,411.78 | 0.493% | \$185.66 | 256100-664000 |
| Road Commission | 201000 | 000020 | 31 | 117,008.60 | 362,647.60 | 239,828.10 | 0.493% | \$100.42 | 201100-664000 |
| Joint Narcotics Forfeiture | 267000 | 000020 | 31 | 609,010.83 | 612,128.00 | 610,569.42 | 0.493% | \$255.65 | 267100-664000 |
| Village of Springport | 365910 | 000020 | 31 | 307.51 | 667.34 | 487.43 | 0.493% | \$0.13 | 365910-664000 |
| Spring Arbor Water | 365911 | 000020 | 31 | 54.56 | 586.86 | 320.71 | 0.493% | \$0.09 | 365911-664000 |
| Clark Lake | 365913 | 000020 | 31 | 87.09 | 105.92 | 96.51 | 0.493% | \$0.03 | 365913-664000 |
| Village of Brooklyn | 365914 | 000020 | 31 | 46.94 | 153,442.12 | 76,744.53 | 0.493% | \$20.73 | 365914-664000 |
| Lake Columbia | 365185 | 000020 | 31 | 64,066.65 | 64,178.68 | 64,122.67 | 0.493% | \$17.32 | 365185-664000 |
| Southern Regional Intercept. | 365916 | 000020 | 31 | 6,076.40 | 12,181.03 | 9,128.72 | 0.493% | \$2.47 | 365916-664000 |
| Wolf Lake | 365220 | 000020 | 31 | 291,009.31 | 291,042.17 | 291,025.74 | 0.493% | \$78.62 | 365220-664000 |
| Napoleon | 365918 | 000020 | 31 | 546.76 | 546.88 | 546.82 | 0.493% | \$0.15 | 365918-664000 |
| Parma Village LDFA | 365920 | 000020 | 31 | 142,113.53 | 142,129.85 | 142,121.69 | 0.493% | \$38.39 | 365920-664000 |
| Grass Lake Section 2002B | 365924 | 000020 | 31 | 9,110.77 | 9,112.16 | 9,111.47 | 0.493% | \$2.46 | 365924-664000 |
| Round/Farwell | 365925 | 000020 | 31 | 9,117.90 | 36,269.95 | 22,693.93 | 0.493% | \$6.13 | 365925-664000 |
| Vineyard Lake | 365250 | 000020 | 31 | 46,399.34 | 46,404.60 | 46,401.97 | 0.493% | \$12.53 | 365250-664000 |
| Rives Sanitary Sewer | 365926 | 000020 | 31 | 175.82 | 12,514.76 | 6,345.29 | 0.493% | \$1.71 | 365926-664000 |
| Village of Springport | 365929 | 000020 | 31 | 242.67 | 242.72 | 242.70 | 0.493% | \$0.07 | 365929-664000 |
| Lifeways 2015B series | 365917 | 000020 | 31 | -49,799.12 | -499.99 | -25,149.56 | 0.493% | | 365917-664000 |
| Airport Runway | 365906 | 000020 | 31 | | | | 0.493% | | |
| Building Authority Debt MCF | 369472 | 000020 | 31 | -77,573.23 | 65,396.05 | -6,088.59 | 0.493% | | 369472-664000 |
| JCDOT Bond (August 2016) | 403276 | 000020 | 31 | 11,699,400.70 | 11,225,987.17 | 11,462,693.94 | 0.493% | \$3,096.50 | |
| RRF - CASH | 515000 | 000020 | 31 | 573,864.22 | 561,854.54 | 567,859.38 | 0.493% | \$153.40 | |
| RRF-Bond Debt | 515000 | 175010 | 31 | | | 0.00 | 0.493% | \$0.00 | \$258.08 |
| RRF- City Perpetual | 515000 | 175030 | 31 | 250,000.00 | 250,000.00 | 250,000.00 | 0.493% | \$104.68 | 515530-664000 |
| Fair | 561000 | 000020 | 31 | 293,952.37 | 293,125.59 | 293,538.98 | 0.493% | \$79.30 | 561100-664000 |
| Preston Endowment | 718000 | 000020 | 31 | 101,380.96 | 101,403.79 | 101,392.38 | 0.493% | \$27.39 | \$27.39 |
| Preston RESTRICTED | 718001 | 000020 | 31 | | | 0.00 | 0.493% | \$0.00 | 718100-664000 |
| Drain | 801000 | 000020 | 31 | 1,190,990.65 | 1,195,203.07 | 1,193,096.86 | 0.493% | \$322.30 | 801100-664000 |
| Drain | 802000 | 000020 | 31 | 73,297.60 | 61,609.52 | 67,453.56 | 0.493% | \$18.22 | 802100-664000 |
| Lake Level | 841000 | 000020 | 31 | 52,516.20 | 52,233.63 | 52,374.92 | 0.493% | \$14.15 | 841100-664000 |
| Lake Level | 842000 | 000020 | 31 | 4,034.38 | 4,035.29 | 4,034.84 | 0.493% | \$1.09 | 842100-664000 |
| Spring Arbor Water | 851911 | 000020 | 31 | 3,330.44 | 3,331.19 | 3,330.82 | 0.493% | \$0.90 | 851911-664000 |
| Southern Regional Intercept. | 851916 | 000020 | 31 | 1,351.00 | 1,351.30 | 1,351.15 | 0.493% | \$0.36 | 851916-664000 |
| Parma Village Wastewater | 851922 | 000020 | 31 | 0.02 | 0.02 | 0.02 | 0.493% | \$0.00 | 851922-664000 |
| Round/Farwell | 851925 | 000020 | 31 | 135.18 | 135.21 | 135.20 | 0.493% | \$0.04 | 851925-664000 |
| Vineyard Lake | 851250 | 000020 | 31 | 405.98 | 406.07 | 406.03 | 0.493% | \$0.11 | 851250-664000 |
| Rives Sanitary Sewer | 851926 | 000020 | 31 | 62.49 | 62.50 | 62.50 | | \$0.00 | 851926-664000 |
| Sub-Total | | | | 15,866,539.35 | 15,992,844.32 | | | \$4,541.00 | |
| | | | | \$ 27,785,298.73 | \$ 28,036,442.10 | \$ 27,910,870.42 | | | |
| | | | | | | | | \$9,589.56 | Total Int Paid |

OCTOBER 2016 Monthly Pooled Unallocated Interest

| Account Name | FUND | Beginning Balance | Ending Balance |
|---------------------------------|------|-------------------|----------------|
| Parks | 208 | 32,808 | -50,065 |
| Friend of Court | 215 | 750,795 | 761,986 |
| Golf Courses | 218 | 37,296 | 34,374 |
| Health department | 221 | 977,479 | 1,141,369 |
| Runway Project | 246 | (531,849) | -542,438 |
| Falling Waters | 247 | 186,483 | 173,173 |
| Sparks Park | 248 | (108,466) | -108,466 |
| Budget Stabilization | 257 | | |
| Concealed Pistol Licensing | 263 | 62,771 | 68,901 |
| PA Drug Enforcement | 264 | 117,744 | 117,775 |
| Sheriff Drug Enforcement | 265 | (1,630) | -1,763 |
| Omnibus Forfeiture | 266 | 981 | 981 |
| Law Library | 269 | 6,128 | 6,128 |
| CDB Grant | 278 | 155,511 | 155,511 |
| Justice Training | 285 | (20,157) | -11,415 |
| FIA | 290 | 67,032 | 67,032 |
| Medical care facility | 291 | 3,239,591 | 3,704,711 |
| Child Care | 292 | (333,819) | 350,888 |
| Vetran's Trust | 294 | 6,845 | 7,480 |
| Airport | 295 | (19,186) | -30,670 |
| Equipment Fund | 402 | 903,620 | 757,969 |
| Sheriff Equipment | 466 | (642,920) | 311,938 |
| Building Authority Construction | 469 | 0 | 0 |
| Delinquent Tax Administration | 617 | 2,508,406 | 2,508,606 |
| Land bank | 620 | 184,900 | 170,949 |
| Landscape Planning | 649 | 23,662 | 23,662 |
| DOA Endowment | 717 | 60,950 | 61,801 |
| Library Fines | 721 | 61,594 | 70,046 |
| Retirement | 731 | 1,469,196 | 271,399 |
| Circuit Court Trust | 762 | 245,159 | 223,629 |
| | | 9,440,924 | 10,245,490 |

**NOVEMBER
2016**

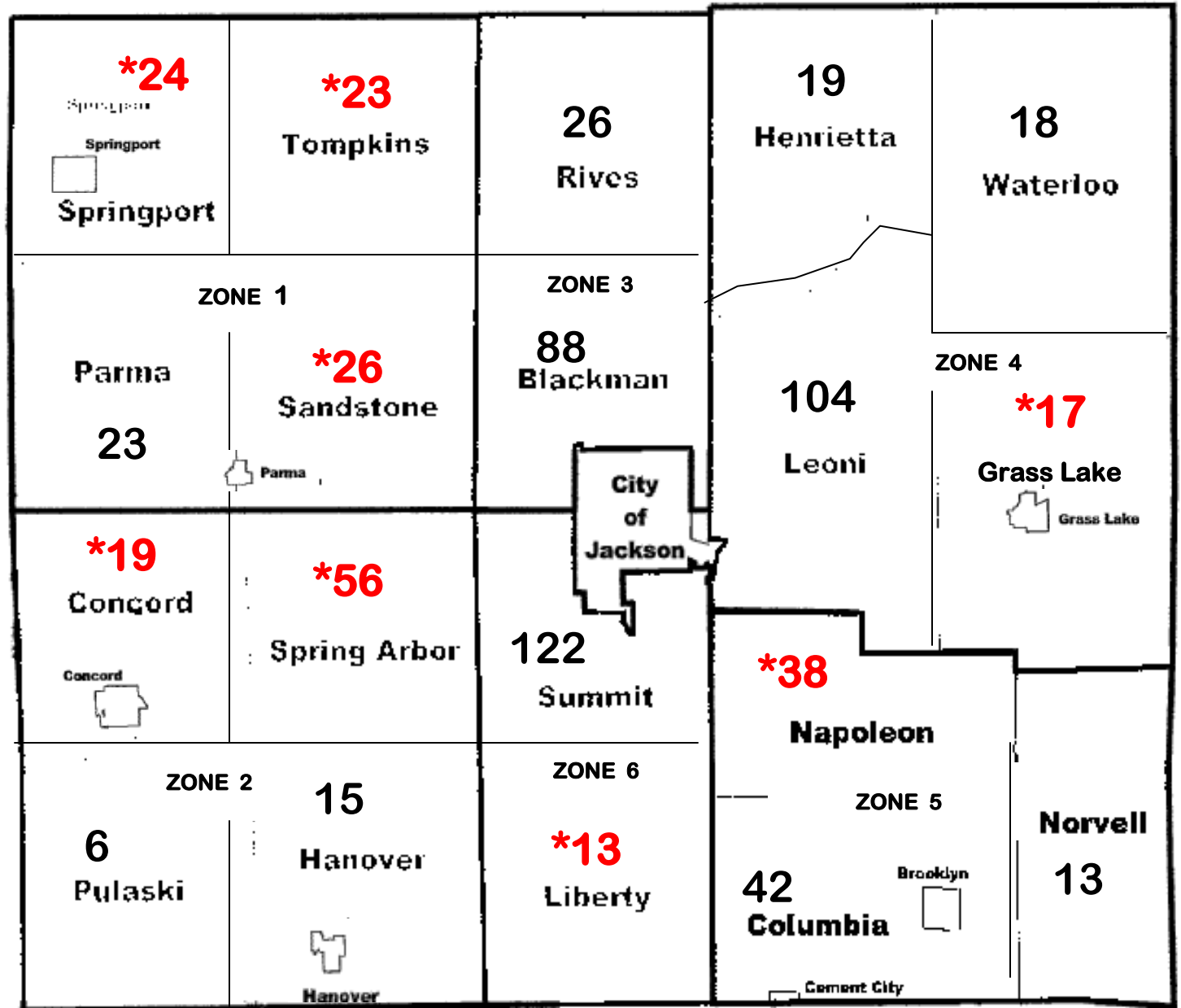
**2016 Forfeitures
Beginning 2,391**

1,243 - 52%

November 2015 - 1266

- CITY
- 1- 26
 - 2- 57
 - 3- 79
 - 4- 108
 - 5- 114
 - 6- 64
 - 7- 43
 - 8- 60
- Total 551

03-01-15 2,295
03-01-14 2,509



Colin - 310

Jan - 349

Lu - 362

Mary - 222

| 2016 FORFEITURE / 2017 FORECLOSURE | | | | | | | | | | | | | | | | | | | | | | | | | | | | | | | | | | |
|------------------------------------|--------|--------------|---------|---------|--------|--|--------------|---------|---------|-------|-----|--|------------|---------|-------|-----|--------------|--|---------|------|--------|--------------|---------|---|------|-----|--------------|-------------|---------|---|---------|---------|--|--|
| Unit (Villages included with twp) | #FRF | Base Tax DLQ | PRE | Non PRE | #FRF | % | Base Tax DLQ | PRE | Non PRE | #FRF | % | Base Tax DLQ | PRE | Non PRE | #FRF | % | Base Tax DLQ | PRE | Non PRE | #FRF | % | Base Tax DLQ | PRE | Non PRE | #FRF | % | Base Tax DLQ | PRE | Non PRE | | | | | |
| | | | Parcels | Parcels | | | | Parcels | Parcels | | | | Parcels | Parcels | | | | Parcels | Parcels | | | | Parcels | Parcels | | | | Parcels | Parcels | Parcels | Parcels | Parcels | | |
| | Mar-16 | | | | Apr-16 | | | | May-16 | | | | Jun-16 | | | | Jul-16 | | | | Aug-16 | | | | | | | | | | | | | |
| Blackman | 173 | 254,014.24 | 76 | 54 | 140 | 81% | 205,887.88 | 67 | 73 | 134 | 77% | 225,957.32 | 63 | 71 | 126 | 73% | 218,227.69 | 56 | 70 | 117 | 68% | 187,360.95 | 51 | 66 | 109 | 63% | 171,306.60 | 50 | 59 | | | | | |
| Columbia | 90 | 124,074.44 | 29 | 37 | 65 | 72% | 92,839.64 | 24 | 41 | 65 | 72% | 95,124.02 | 24 | 41 | 64 | 71% | 94,655.90 | 23 | 41 | 55 | 61% | 78,020.13 | 20 | 35 | 52 | 58% | 73,515.73 | 18 | 34 | | | | | |
| Concord | 30 | 25,685.65 | 16 | 16 | 23 | 77% | 22,747.88 | 15 | 8 | 22 | 73% | 21,206.82 | 15 | 7 | 22 | 73% | 21,109.94 | 15 | 7 | 22 | 73% | 20,899.24 | 15 | 7 | 21 | 70% | 19,471.48 | 15 | 6 | | | | | |
| Grass Lake | 29 | 48,658.21 | 16 | 21 | 24 | 83% | 41,280.13 | 14 | 10 | 23 | 79% | 38,771.91 | 13 | 10 | 23 | 79% | 38,771.91 | 13 | 10 | 22 | 76% | 37,116.35 | 12 | 10 | 20 | 69% | 34,368.60 | 11 | 9 | | | | | |
| Hanover | 35 | 52,462.79 | 18 | 20 | 30 | 86% | 45,124.28 | 15 | 15 | 29 | 83% | 50,542.11 | 15 | 14 | 27 | 77% | 47,252.28 | 13 | 14 | 26 | 74% | 43,137.04 | 12 | 14 | 24 | 69% | 36,784.75 | 10 | 14 | | | | | |
| Henrietta | 54 | 59,533.31 | 28 | 26 | 41 | 76% | 49,541.38 | 21 | 20 | 41 | 76% | 48,874.02 | 21 | 20 | 37 | 69% | 46,426.14 | 20 | 17 | 35 | 65% | 43,775.52 | 18 | 17 | 27 | 50% | 37,506.80 | 16 | 11 | | | | | |
| Leoni | 225 | 290,372.12 | 103 | 75 | 181 | 80% | 235,874.02 | 80 | 101 | 175 | 78% | 255,472.27 | 74 | 101 | 170 | 76% | 248,106.53 | 71 | 99 | 154 | 68% | 234,246.85 | 62 | 92 | 133 | 59% | 216,317.71 | 57 | 76 | | | | | |
| Liberty | 26 | 32,511.25 | 14 | 19 | 22 | 85% | 28,355.61 | 12 | 10 | 20 | 77% | 26,699.39 | 12 | 8 | 18 | 69% | 25,749.88 | 10 | 8 | 15 | 58% | 22,046.30 | 9 | 6 | 14 | 54% | 21,019.48 | 8 | 6 | | | | | |
| Napoleon | 78 | 128,506.68 | 32 | 34 | 57 | 73% | 108,316.07 | 21 | 36 | 52 | 67% | 115,154.23 | 19 | 33 | 50 | 64% | 111,603.19 | 18 | 32 | 47 | 60% | 107,026.51 | 15 | 32 | 42 | 54% | 99,496.80 | 14 | 28 | | | | | |
| Norvell | 46 | 61,227.69 | 15 | 23 | 42 | 91% | 57,280.75 | 14 | 28 | 40 | 87% | 54,563.79 | 14 | 26 | 39 | 85% | 51,534.53 | 12 | 27 | 23 | 50% | 46,870.54 | 11 | 12 | 21 | 46% | 43,566.49 | 10 | 11 | | | | | |
| Parma | 61 | 83,120.04 | 37 | 32 | 46 | 75% | 66,271.11 | 30 | 16 | 43 | 70% | 62,609.20 | 28 | 15 | 42 | 69% | 53,024.74 | 28 | 14 | 38 | 62% | 49,255.79 | 25 | 13 | 29 | 48% | 39,153.85 | 19 | 10 | | | | | |
| Pulaski | 15 | 12,788.68 | 9 | 16 | 13 | 87% | 10,574.90 | 9 | 4 | 11 | 73% | 8,014.70 | 8 | 3 | 10 | 67% | 7,493.98 | 7 | 3 | 8 | 53% | 5,638.03 | 5 | 3 | 8 | 53% | 5,638.03 | 5 | 3 | | | | | |
| Rives | 49 | 69,372.12 | 27 | 28 | 38 | 78% | 56,495.59 | 21 | 17 | 38 | 78% | 56,135.59 | 21 | 17 | 36 | 73% | 53,902.27 | 19 | 17 | 35 | 71% | 52,823.91 | 19 | 16 | 33 | 67% | 48,965.71 | 17 | 16 | | | | | |
| Sandstone | 55 | 88,073.90 | 30 | 25 | 49 | 89% | 78,796.95 | 28 | 21 | 44 | 80% | 82,658.44 | 23 | 21 | 42 | 76% | 81,900.54 | 24 | 18 | 35 | 64% | 67,024.23 | 17 | 18 | 33 | 60% | 63,981.75 | 16 | 17 | | | | | |
| Spring Arbor | 72 | 129,774.22 | 27 | 25 | 65 | 90% | 99,555.99 | 25 | 40 | 65 | 90% | 103,899.06 | 25 | 40 | 64 | 89% | 97,146.89 | 24 | 40 | 60 | 83% | 84,189.73 | 22 | 38 | 58 | 81% | 82,278.19 | 21 | 37 | | | | | |
| Springport | 37 | 83,787.42 | 17 | 16 | 32 | 86% | 77,211.07 | 16 | 16 | 30 | 81% | 64,474.46 | 15 | 15 | 29 | 78% | 64,149.39 | 15 | 14 | 28 | 76% | 62,130.42 | 14 | 14 | 27 | 73% | 59,361.16 | 14 | 13 | | | | | |
| Summit | 230 | 282,913.82 | 104 | 110 | 182 | 79% | 216,777.41 | 85 | 97 | 175 | 76% | 239,591.39 | 80 | 95 | 163 | 71% | 226,765.77 | 75 | 88 | 149 | 65% | 210,478.47 | 67 | 82 | 137 | 60% | 190,470.99 | 61 | 76 | | | | | |
| Tompkins | 31 | 33,955.15 | 21 | 21 | 29 | 94% | 32,176.19 | 20 | 9 | 29 | 94% | 33,950.23 | 20 | 9 | 25 | 81% | 29,119.31 | 18 | 7 | 24 | 77% | 28,854.02 | 17 | 7 | 24 | 77% | 28,786.22 | 17 | 7 | | | | | |
| Waterloo | 25 | 35,187.26 | 16 | 15 | 23 | 92% | 28,332.20 | 15 | 8 | 23 | 92% | 33,177.66 | 15 | 8 | 23 | 92% | 32,254.54 | 15 | 8 | 22 | 88% | 30,630.38 | 14 | 8 | 21 | 84% | 28,903.95 | 14 | 7 | | | | | |
| City | 1030 | 1,097,333.00 | 375 | 350 | 811 | 79% | 898,575.21 | 313 | 498 | 803 | 78% | 1,027,960.55 | 305 | 498 | 769 | 75% | 988,801.78 | 293 | 476 | 724 | 70% | 939,606.40 | 267 | 457 | 630 | 61% | 838,888.17 | 249 | 381 | | | | | |
| Total | 2,391 | 2,993,351.99 | 1010 | 1381 | 1,913 | | 2,452,014.26 | 845 | 1068 | 1,862 | | 2,644,837.16 | 810 | 1052 | 1,779 | | 2,537,997.20 | 769 | 1010 | 1639 | | 2,351,130.81 | 692 | 947 | 1463 | | 2,139,782.46 | 642 | 821 | | | | | |
| | | | 2,391 | | | | | 1,913 | | | | | 1,862 | | | | | 1,779 | | | | 1,639 | | | | | | 1,463 | | | | | | |
| | | | | | | 80% | -541,337.73 | | | | 78% | | 192,822.90 | | | | 74% | | | | | -106,839.96 | | | | 61% | | -211,348.35 | | | | | | |
| | | | | | | -478 | | | | | -51 | | | | | | -83 | | | | | | | | | | -176 | | | | | | | |
| | | | | | | Indicates no change from previous month total of | | | | | | Indicates no change from previous month total of | | | | | | Indicates no change from previous month total of | | | | | | Indicates no change from previous month | | | | | | Indicates no change from previous month | | | | |

